






Product	Reference <sup>1</sup>	Designation	Description
	P2HE1000 P2HE2000	PediGuard Handle <sup>2</sup>	The <b>Handle</b> should be used with the DSG Pin.
	D1PU0001	DSG Pin <sup>2</sup>	The <b>DSG Pin</b> , with the proprietary DSG bipolar sensor embedded, allows tissue identification and redirection of the device.
	D1TA000X*	Threaded Shaft <sup>3</sup>	The <b>Threaded Shaft</b> is available in different diameters (Ø4.0mm, Ø4.5mm, Ø5.5mm).
	D1RH0001	DSG Ratcheting Handle <sup>3</sup>	The <b>DSG Ratcheting Handle</b> allows for the incremental progression of the Threaded Shaft into the bone.
	D1ST000X*	DSG Sleeve <sup>3</sup>	In MIS procedures, the <b>DSG Sleeve</b> protects tissues during pedicle drilling and indicates depth of drilling.

\* X refers to a part number, depending on diameters.

<sup>1</sup> P1-AU5XX and P2HE2XXX products are DSG Connect devices.

<sup>2</sup> Disposable devices, please refer to the instruction for use (LP2A036) for an optimal use.

<sup>3</sup> Reusable instruments, please refer to the instruction for use (LP2A036) for an optimal use.

**SpineGuard**<sup>®</sup>  
Making spine surgery safer

www.spineguard.com

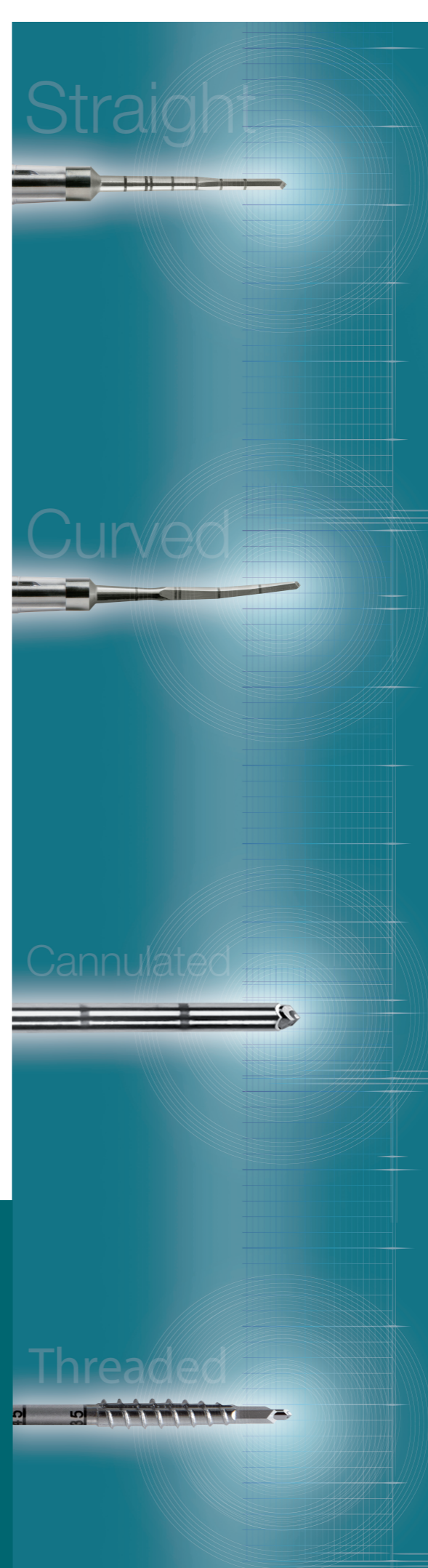
Manufacturer:  
SpineGuard<sup>®</sup> S.A.  
10, Cours Louis Lumière  
94300 Vincennes, France  
Phone: +33 1 45 18 45 19  
Fax: +33 1 45 18 45 20

Distributor:  
SpineGuard<sup>®</sup> Inc.



Caution: See package insert for labeling limitations, intended uses, relevant warnings, precautions, side effects and contraindications. Federal (USA) law restricts the sale and use of this device to a prescription of a physician

Non contractual document . Ref. GP1PC/122E



DSG<sup>®</sup> Technology  
(Dynamic Surgical Guidance)

**PediGuard**<sup>®</sup>  
*Hear* what you cannot see

Product Catalogue  
DSG connect

**SpineGuard**<sup>®</sup>  
Making spine surgery safer


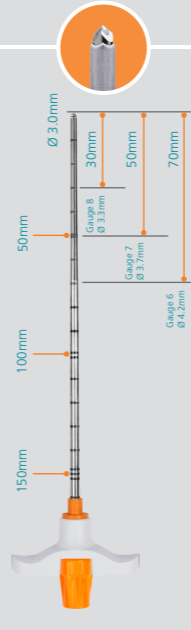
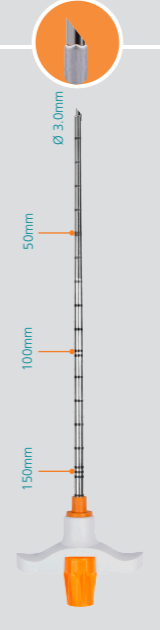

# STANDARD PROCEDURES

Product	Reference <sup>1</sup>	Designation	Description
	P1-AU411 P1-AU511	PediGuard Straight - 4.0mm	The PediGuard® <b>4.0mm</b> is the largest probe primarily used for drilling lumbar or sacral pedicles.
	P1-AU412 P1-AU512	PediGuard Straight - 3.2mm	The PediGuard® <b>3.2mm</b> is the ideal probe to drill pedicles in thoracic, lumbar or sacral spine.
	P1-AU414 P1-AU514	PediGuard Straight - 2.5mm XS	The PediGuard® <b>2.5mm XS</b> is the smallest probe. It has a sharp and stiff tip to allow penetration into sclerotic bone and small pedicles, especially in the cervical area.
	P1-AU450 P1-AU550	PediGuard Curved	The PediGuard® <b>Curved</b> probe is designed to facilitate redirection during pedicle drilling.
	P1-AU451 P1-AU551	PediGuard Curved - XS	The PediGuard® <b>Curved XS</b> is the smallest curved probe. The curve at the tip facilitates redirection during pedicle drilling, especially in the thoracic spine.

<sup>1</sup> P1-AU5XX and P2HE2XXX products are DSG Connect devices.

Note: Additional products available upon request.

# MINIMALLY INVASIVE PROCEDURES

Product	Reference <sup>1</sup>	Designation	Description
	P2HE1000 P2HE2000	PediGuard Handle	The handle has to be used with a needle of 160mm length.
	P2ND1001	Cannulated PediGuard Needle, Trocar tip, 160mm	The <b>160mm</b> long needle with a <b>trocar tip</b> to be used with the handle.
	P2ND1002	Cannulated PediGuard Needle, Bevel tip, 160mm	The <b>160mm</b> long needle with a <b>bevel tip</b> to be used with the handle. The bevel tip enhances steerability of the needle during pedicle drilling.
	P2ST1060	Starter Stylet, Trocar Tip, 160mm	The <b>Starter Stylet</b> to facilitate cortical perforation at the entry point of the pedicle in <b>160mm</b> .

# ALL PROCEDURES

Product	Reference	Designation	Description
	D1TB000X*	DSG Connect Tab	The <b>DSG Connect App</b> allows visualization and collection of the signal measured at the tip of DSG Connect devices.

<sup>1</sup> P1-AU5XX and P2HE2XXX products are DSG Connect devices.

\* X refers to a version of the tablet.